

Solenoid valve SOV



GUANGZHOU SINON COMBUSTION
EQUIPMENT CO., LTD.

-  020- 84581309
-  020- 84507159
-  www.gzsinon.net
-  sinon@gzsinon.net

CHARACTERISTICS

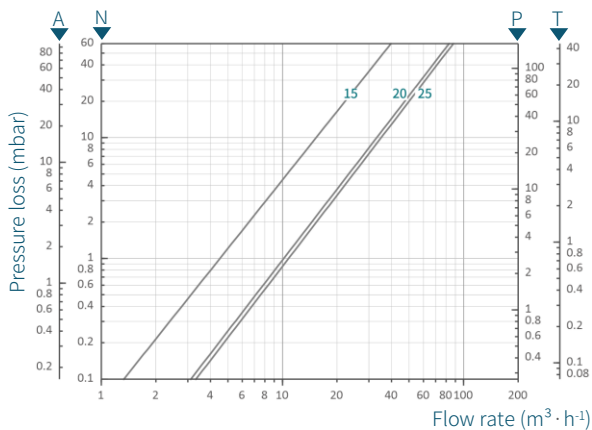
- Normally open valve. Closed when energized, open when de-energized.
- Quick opening and closing, both opening time and closing time are less than 1 s.
- The state of power on and off can be observed through power indicator.
- Medium: natural gas, LPG, town gas, air and other clean gases.
- EU certified. Comply with EN161:2011+A3:2013, Class A standard.

APPLICATIONS

The normally open solenoid valve SOV is used for the safe release of gas in automatically controlled combustion system, and is installed after the automatic shut-off valve in gas main pipeline. In emergency situations such as power loss or emergency stop, it will drain the gas in the gas pipeline in front of furnace in time.

SPECIFICATION

Pressure loss curve



Type table

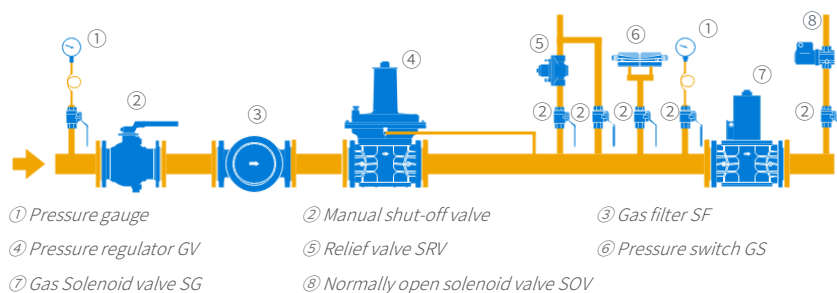
Type	SOV	20	R	Q	/220	F
Nominal diameter	15: DN15	20: DN20	25: DN25			
Access	R: thread					
Opening speed	Q: quick opening					
Mains voltage	24: 24V DC	220: 220V AC				
Supplement	F: anticorrosive					

Dimensions

Type	Access	L ₁ /mm	L ₂ /mm	H ₁ /mm	H ₂ /mm	Max. inlet pressure/mbar	Power/W
SOV 15R	Rp $\frac{1}{2}$ "	57	70	114	25	200	20
SOV 20R	Rp $\frac{3}{4}$ "	62	91	128	32	200	24
SOV 25R	Rp 1"	62	91	128	32	200	24

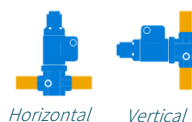

SOLUTIONS

For the safe release of gas pipeline:



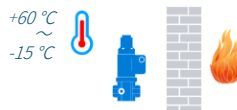
INSTALLATION

- Installation position: in horizontal pipeline or vertical pipeline, and the solenoid coil is located above the horizontal direction.
- The arrow on the valve body indicates the flow direction.
- Ambient temperature: $-15\sim 60\text{ }^{\circ}\text{C}$. Keep away from heat source as much as possible.
- Enclosure: IP 54. Prohibit installing the valve in the open air.



Wiring

- Connect live wire and neutral wire according to the marks on terminals, and use a BVR wire of $1\sim 2.5\text{ mm}^2$ with withstand voltage over 500 V.



Attention

- The pipeline must be purged before installation. When installing, pay attention to the correct use of sealing materials such as raw PTFE tapes to prevent foreign matters from falling into the valve.

- Do not weld the pipeline near the valve to prevent welding melt or other impurities from blocking or damaging the valve.
- A filter should be installed upstream to protect the valve from foreign matters, dust, etc.